



Duration: 4 Days

Related Courses:

PHP MySQL, ASP with MS Access, Flash, ActionScript3

Adobe Dreamweaver CS6 is the industry-leading web authoring software, providing both visual and code-level capabilities to create and maintain standards-based websites and applications for desktops, smartphones, and tablets.

New and enhanced features help streamline your design and development workflow, build adaptive page layouts, and deliver content from one source to virtually any screens or devices

Pre Requisites:
Basic computer skills.

Dreamweaver CC Course Outline

Introduction to

- *The Basics*
- *Web Browsers*
- *What is HTML?*
- *Browser incompatibilities*
- *Nesting tags*

HTML structure

- *Global Structure*
- *The HTML, BODY, HEAD, TITLE Elements*
- *Creating an HTML Document*
- *Basic Content Structure*
- *Headings*
- *Paragraphs*
- *Lists*
- *Horizontal Rules*
- *Divisions*
- *Line Breaks*

Working with Links

- *Local Links and Navigation Bars*
- *Remote Links*
- *E-mail Links*
- *Named Anchors (Bookmarks)*

HTML Formatting

- *Block-level Formatting*
- *Inline Formatting*
- *HTML Entities*

Using Colors

- *Websafe colours*
- *Hexidecimal colour values*

Working with Tables

- *Creating and Modifying Tables*
- *Working Around Browser Inconsistencies*
- *Formatting Tables*
- *Table Headers and Captions*
- *Spanning Rows and Columns*

Creating Forms

- *Introduction to Forms*
- *Applying Input Types (Buttons, Check Boxes, Radio Buttons etc)*
- *Creating a Text Area Field*

Using Dreamweaver

- *Understanding static page architecture*
- *Introducing DreamWeaver, Device Central & Bridge*
- *Using HTML code and page architecture*
- *Learning the Interface and Interface elements*



New CSS Designer - Intuitive visual editing tools help you generate clean, web-standard code and quickly apply CSS properties like gradients and box shadows. See the effect in your design immediately. No more tedious tweaking. No more switching back.

Define Local Site

- Site structures, design and planning: Local, remote sites
- Local sites
- Root folders
- Creating a local site -procedure
- Cloaking
- Files Panel

Web Page Creation

- Web building basics
- Creating a new HTML5 pages
- Fluid grid layouts (CS6)
- Real-time Multiscreen Preview(CS6)
- New document -preferences
- Page titles
- Document Properties
- Background colour /image
- Page sizes/ view options
- Enhanced Inspection Tools /Inspect Command
- Live view

Working with Text

- Structural elements: headers, paragraphs, line breaks
- Horizontal rules
- Coding content in Code View, refreshing
- Lists
- Special characters
- Font sets
- Quick tag editor



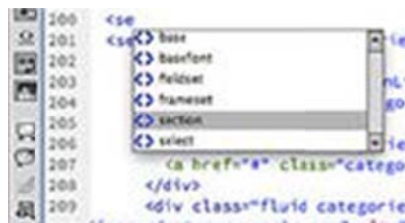
New Fluid Grid Layout - Construct web designs and responsive layouts visually. The enhanced Fluid Grid Layout interface makes it a cinch to design projects that display on different screen sizes for desktop and devices.

Working with Graphics

- Embedding Images in a Web Page
- The "alt" Attribute and Accessibility
- Graphic Formats (GIF, JPEG, and PNG)
- Using Graphics as Links
- Using Background Images
- Rules for using Graphics on web pages
- Photoshop Integration
- Inserting Images, image paths (relative vs. absolute)
- ALT text and image properties
- Linking Images
- Rollover images
- Editing images from DreamWeaver
- Adobe Photoshop Smart Objects



New Web Edge Fonts - Bring expressive text to the party. Use the vast and ever-growing Adobe Edge Web Fonts Library, powered by Adobe Typekit®. Add web fonts from within Dreamweaver and Edge tools. Add beautifully styled typography with more control while creating pages that load super quickly.



New Fluid Grid Layout - Construct web designs and responsive layouts visually. The enhanced Fluid Grid Layout interface makes it a cinch to design projects that display on different screen sizes for desktop and devices.

Navigation Elements

- Understanding site navigation
- Linking to sites
- Setting Targets
- Creating links from images
- Creating Named Anchors
- Creating e-mail link
- Creating a jump menu
- Importing and using Fireworks Navigation bars (Fireworks students)
- Image map Hotspots

Working with Tables

- Creating tables, editing tables
- Table formatting, content
- Nested tables
- Standard and layout mode
- Layout tables, auto stretch, spacer images
- Modify tables
- Importing tabular data
- HTML data sets

Cascading Style Sheet

- Introducing cascading style sheets (Class styles and tag styles)
- Understanding cascading order and inheritance of styles
- Styles -page styles (auto) and external styles
- Creating, editing and updating page styles
- Importing/ attaching/ linking .CSS (pages and sites)
- Tag inspector
- CSS3 transitions
- CSS3 best practices
- CSS Enable /Disable Feature

Working with DIV's

- Using DIV's
- Controlling page structure with DIV's
- DIV overflow options
- DIV's and the Timeline palette (advanced only)
- Adding CSS to DIV's
- Using absolute and relative positioning
- Designing with DIVs

Structuring Pages

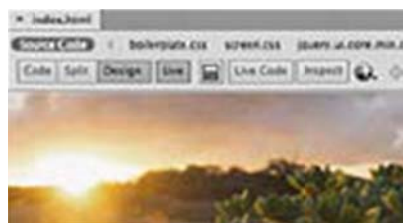
- Examine page structure -principles
- Present data in table layout
- Using page templates and samples
- Library palette
- Assets palette



New jQuery UI Widgets - Banish boring buttons and generic icons. Drag and drop jQuery UI widgets. Add accordions to display collapsible content panels. Update all the button states to customize your mobile apps and interfaces.

Working with Forms

- Form functioning
- HTML forms and form objects
- Action, Method property
- Form buttons
- Check boxes and radio buttons
- Lists and menus
- Form focussing
- Form validating



New Streamlined Workflow
The modernized Dreamweaver CC interface is simpler, with smoother workflows. Contextual menus let you apply settings more intuitively, so you can develop more efficiently.

Frame Sets

- Creating framesets and frame layouts
- Customized Frameset layouts
- Editing, navigating, layout with framesets
- Framesets and metatags, refresh rates

Managing Head elements and Meta Tags

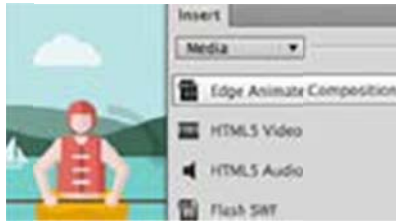
- HTML
- Meta tags
- Index.htm page
- Spiders and search engines
- Keywords
- Descriptions

Site Attributes

- Importing image rollovers, image placeholders etc
- Importing Flash, Flash text, Flash Buttons and Flash Video
- Snippets
- Special characters

Spry framework for Ajax

- Spry widgets
- Collapsable panel
- Accordion
- Tabbed panels
- Menu bars



Edge Animate CC support
Import compositions from Edge Animate CC into your sites and mobile apps — just one of the many ways you can use Dreamweaver CC with other tools in Creative Cloud.

jQuery Mobile themes

- jQuery mobile theme panel
- Preview and apply themes

DreamWeaver Templates

- Creating DreamWeaver Templates
- Setting up DreamWeaver Template regions
- Editable regions, optional editable regions
- Creating new pages from templates
- Default templates

Site Management and Maintenance

- Testing your site (Check links / change links site wide)
- Clean up HTML, Word HTML
- Browser Compatibility Check
- W3C validation for improved accuracy (CS6)
- Connecting to a remote site
- Site reports
- Locate in site function



Skillz Middle East FZ LLC

Dubai Media City
P.O.Box 75299
Dubai, United Arab Emirates
adobe@skillzme.com
www.skillzme.com